

SMART LO

300RA01L11



Descrizione del prodotto / Product description

Segnapasso LED da incasso, ad emissione radiale per interni ed esterni.

Corpo in alluminio anodizzato, lente in PMMA trasparente vibrolucidato, ghiera e schermo torniti in Acciaio Inox Aisi 316L o bronzo naturale.

Ottica ad emissione radiale 360°, monodirezionale 180°, 90° o bidirezionale 90/90°.

Pressacavo posteriore IP68.

Power LED di potenza ad altissima efficienza CRI ≥90.

Cavo di collegamento in neoprene, fornito con sistema di connessione rapida termoretraibile.

(vedi istruzioni di montaggio).

Built-in swivel footlights radial emitting, for indoor/outdoor applications.

Heat-sink made of anodized aluminium, clear PMMA optic, external flange made of Stainless Steel AISI316L or natural bronze.

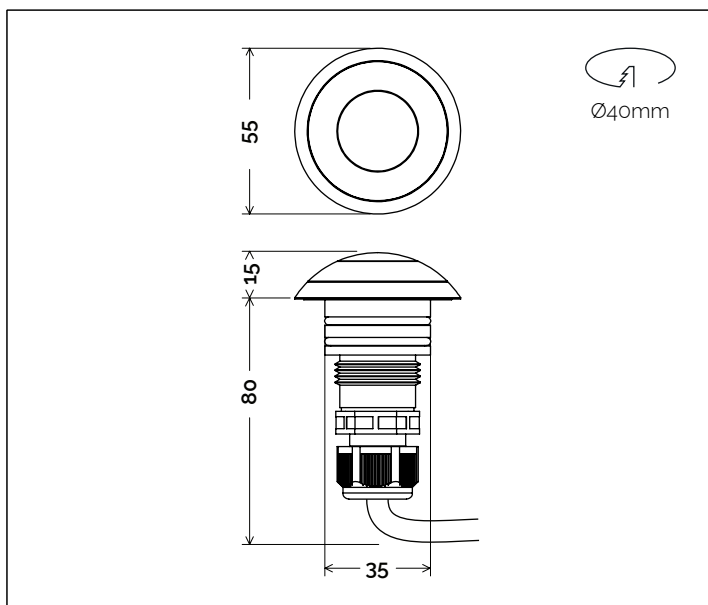
Radial optic 360°, mono directional 90°, 180° or bi-directional 90/90°.

Rear cable gland P68.

Power LED with very high efficiency CRI ≥90.

Neoprene cable connection, supplied with heat shrink fast connection system.

(see assembly instructions)



Dati tecnici | Technical Info

* su richiesta / on requests

Finiture | Finishes

- **1002** - Acciaio Inox Satinato | Satin Stainless Steel
- **1012** - Bronzo Naturale | Natural

Potenza | Power 3W

Corrente | Current -

Tensione | Voltage 24Vdc

Tolleranza cromatica | Chromatic tolerance 3 SDCM

Flusso luminoso | Luminous Flux 236 lm

Mantenimento del flusso luminoso | Flux Maintenance ≥50.000h

Temperature di esercizio | Operating temperature -20° ~ 45°

Simbologia tecnica Technical informations

	Conforme alle direttive CE
	Conforme alle normative RoHS
	Classe III
	Indice di Protezione IP67
	Connettore stagno in dotazione

Temperatura di Colore Color Temperature

9027 - 2700K CRI 92
9030 - 3000K CRI 92
9040 - 4000K CRI 92

Ottiche Optics

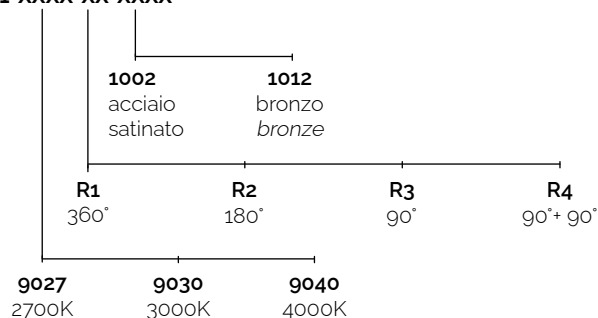
	R1 -360°
	R2 -180°
	R3 -90°
	R4 -90+90°

Sistemi di Controllo Control System

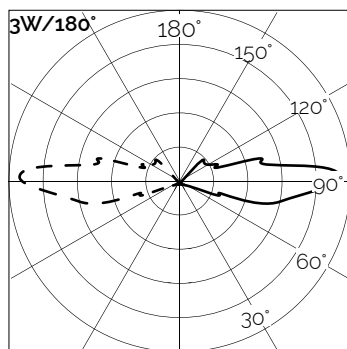
	On / Off (remoto escluso / remote excluded)
	Push * (remoto escluso / remote excluded)
	1-10V 1-10V, 0-10V * (remoto escluso / remote excluded)
	DALI * (remoto escluso / remote excluded)

Creazione Codice | Code construction

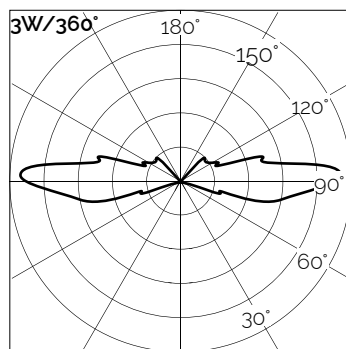
300RA01L11-XXXX-XX-XXXX



Dati Fotometrici | Photometric Specification



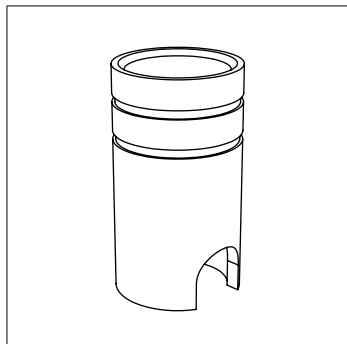
R (m)	E (lx)
0,10	150
0,20	50
0,50	12
1,00	5
1,50	2



R (m)	E (lx)
0,10	150
0,20	50
0,50	12
1,00	5
1,50	2

Accessori | Accessories

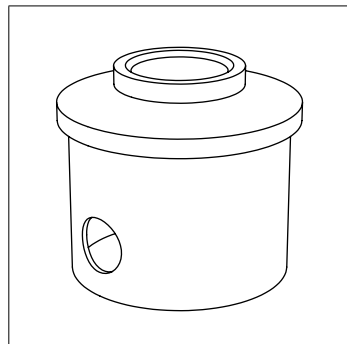
9A001



Cassaforma per incasso
(Ø44mm H.80mm)

Recessed Box
(Ø44mm H.80mm)

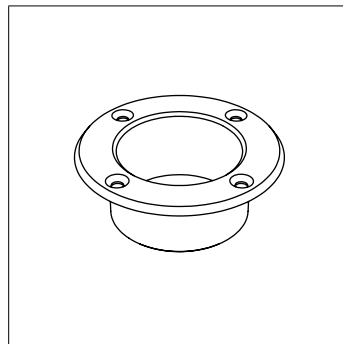
9A002



Cassaforma larga per incasso
(Ø90mm H.80mm)

Large Recessed Box
(Ø90mm H.80mm)

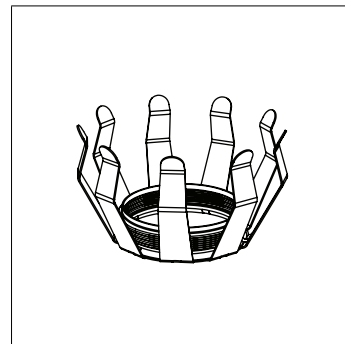
9A003



Cassaforma per pannello.
foro Ø42mm (flangia Ø58,8 x 22mm)

Recessed Box for panel.
hole Ø42mm(Ø58,8 x 22mm)

9F005



Molla di fissaggio.
(foro su pannello Ø40mm)

Fixing Spring.
(hole on panel Ø40mm)

Alimentatori | *Led Driver*

Tipo Alim. / Driver Type	potenza / power	tensione / voltage	dimensioni / dimensions	n. prodotti	IP	codice / code
ON/OFF	10W	24Vdc	39x22x75mm	1~2	20	9M301
	14W	24Vdc	38x25x79mm	1~3	67	9M401
DALI2	60W	24Vdc	35x53x150mm	1~15	67	9M805